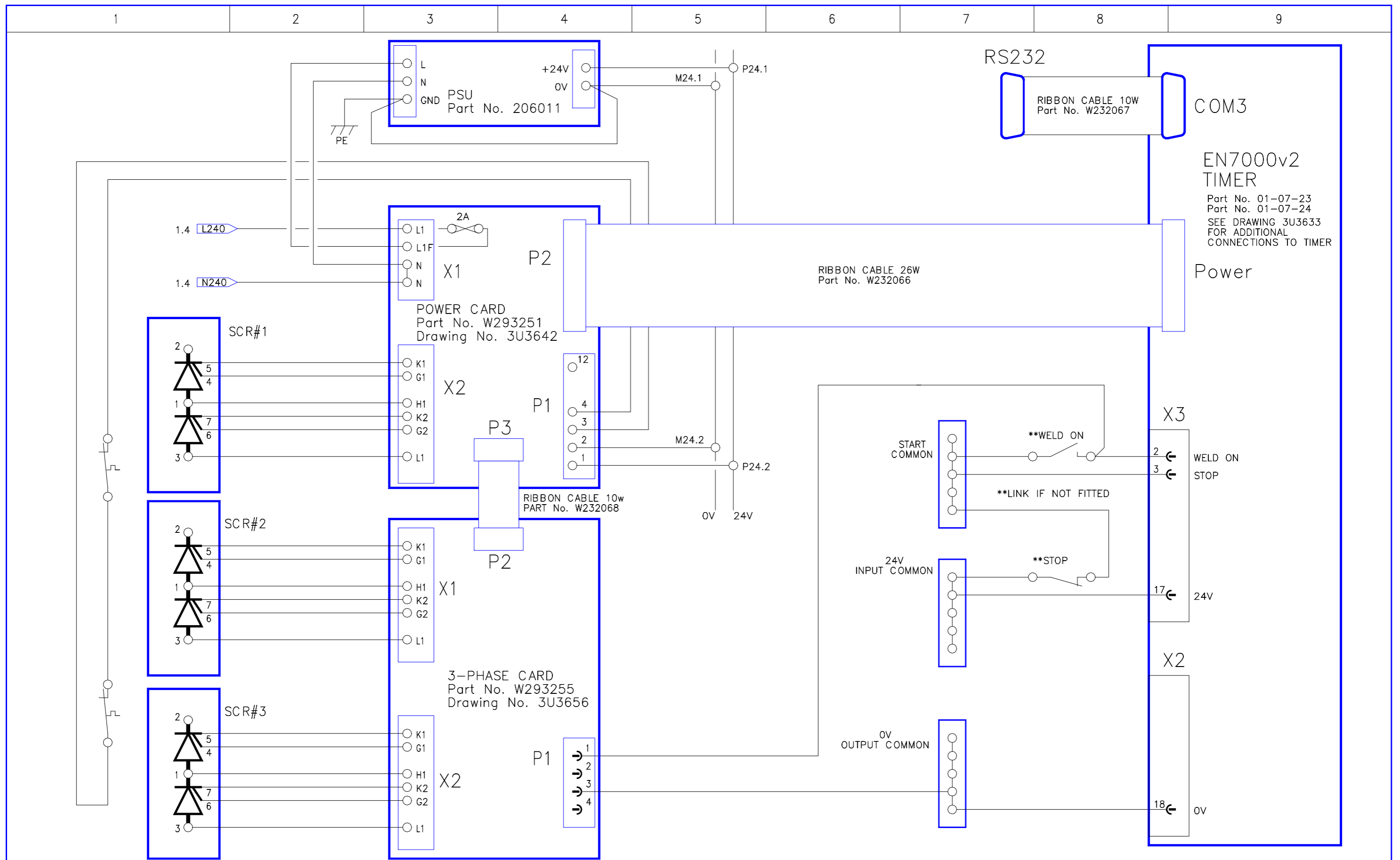


DATE:	18-OCT-2021	BF ENTRON LTD	TITLE:	EN7000v2 3-PHASE WIRING DIAGRAM (TW)	DRAWING No:	3U3726	
DRAWN:	E.D.				ISSUE No:	1	SHEET No: 1 of 3
CHECKED:	S.H. K.H.						



DATE:	18-OCT-2021
DRAWN:	E.D.
CHECKED:	S.H. K.H.

BF ENTRON LTD

TITLE: EN7000v2 3-PHASE WIRING DIAGRAM (TW)

DRAWING No:	3U3726
ISSUE No:	1
SHEET No:	2 of 3

1

2

3

4

5

6

7

8

9

TO EXTERNAL ETHERNET NETWORK
10/100 baseT
(USERS CONNECTION)

EN7000v2
TIMER

Part No. 01-07-23
Part No. 01-07-24
SEE DRAWING 3U3633
FOR ADDITIONAL
CONNECTIONS TO TIMER

RJ45 COM0,1

Cat6

Use WSP3,Touch Screen or NETFLASH to
set IP address for Ethernet TCP/IP on COM0,1.

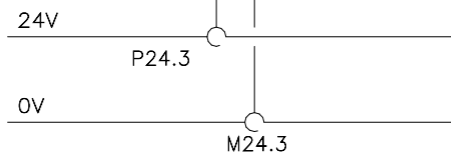
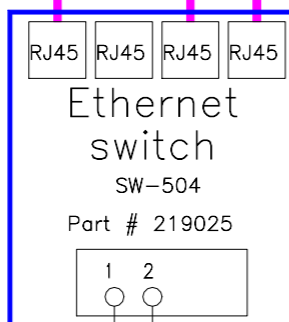
Cat6

RJ45

CABINET
DOOR

Ethernet switch option

If no Ethernet
switch fitted.



DATE: 18-OCT-2021

DRAWN: E.D.

CHECKED: S.H. K.H.

BF ENTRON
LTD

TITLE: EN7000v2 3-PHASE
WIRING DIAGRAM (TW)

DRAWING No: 3U3726

ISSUE No: 1

SHEET No: 3 of 3