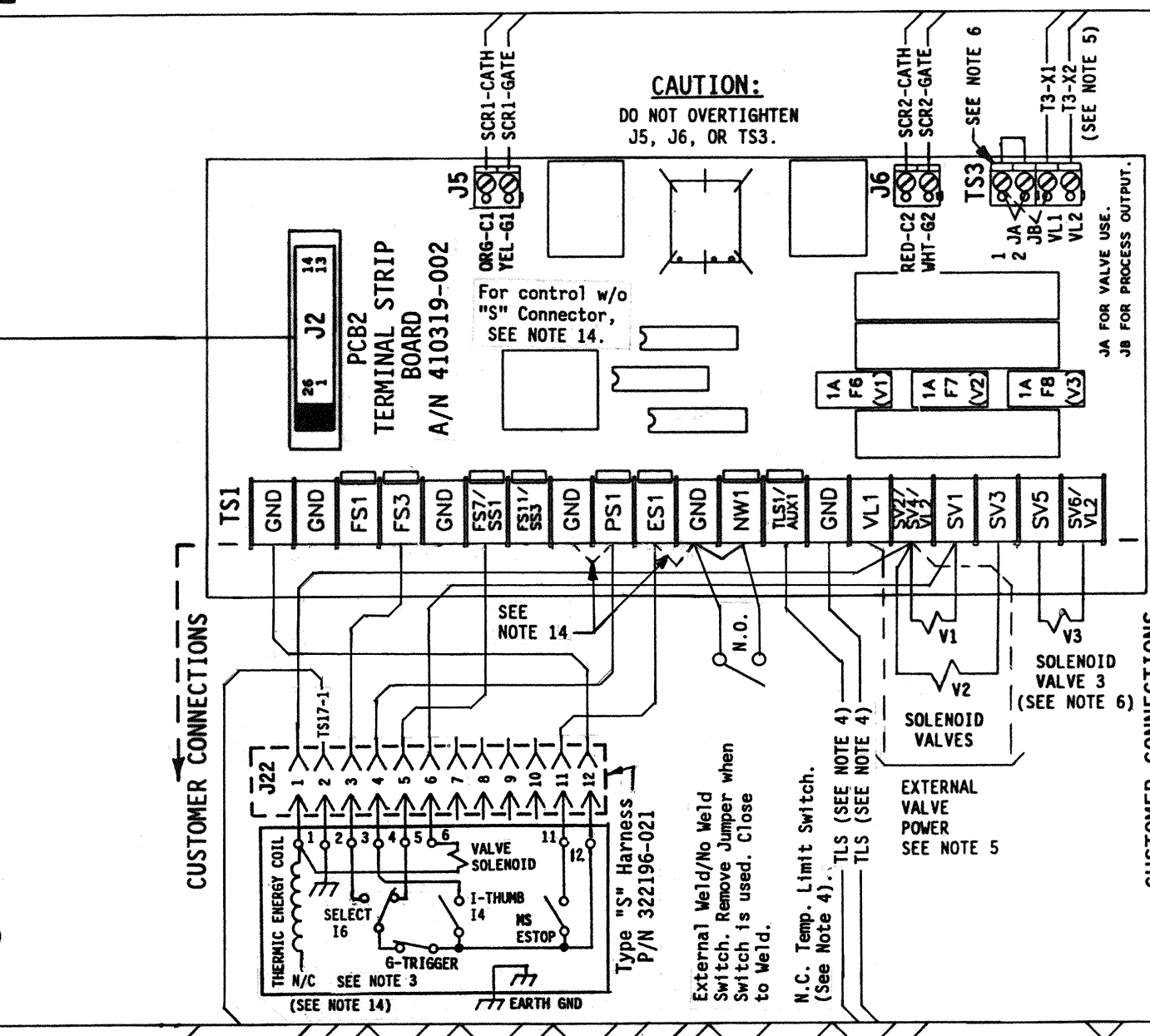
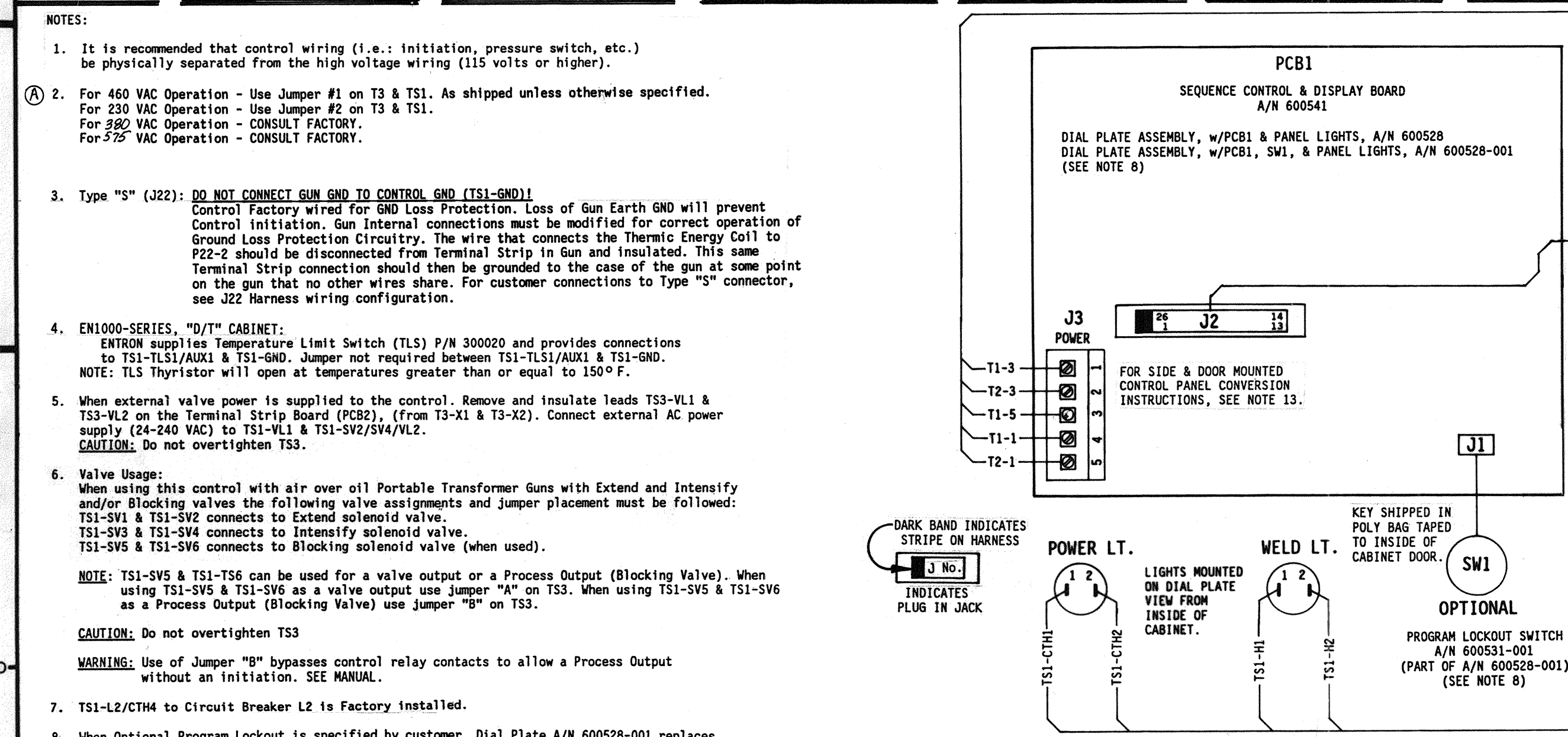


421387 - 001 F

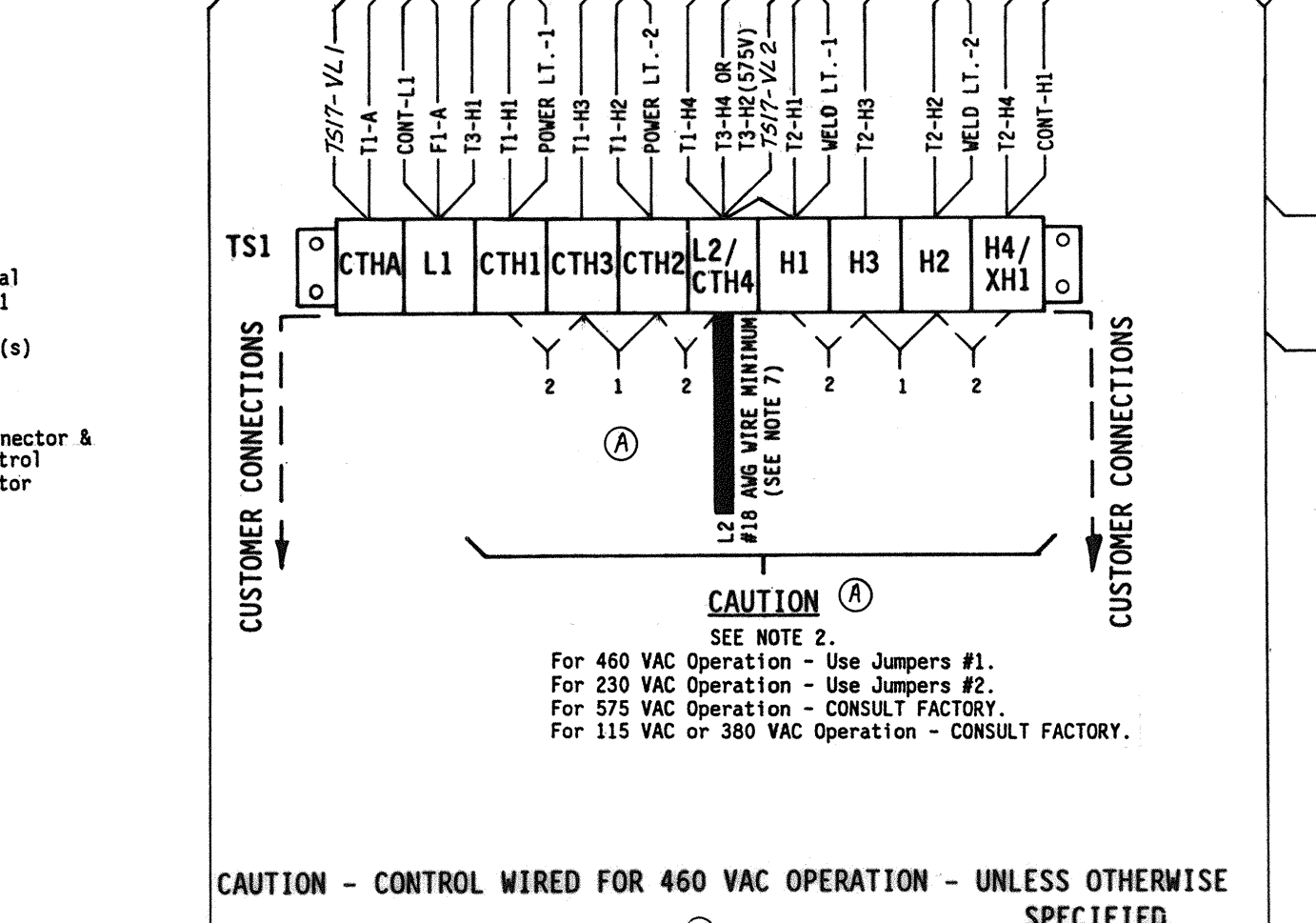
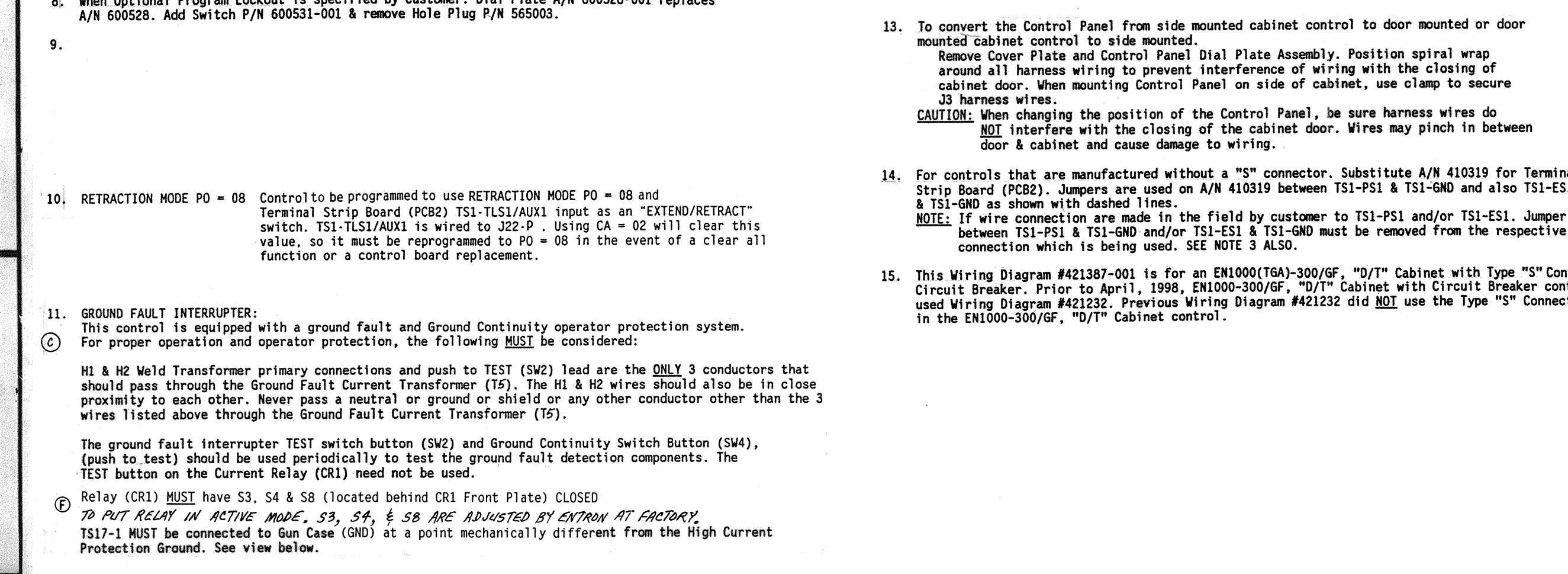
PARTS LIST - CONTROL SECTION			
QTY.	DESIG.	PART NO.	DESCRIPTION
1		600528	Assem., Dial Plate, w/Sw. Assem., EN1000, Consisting of:
1		600528-001	Assem., Dial Plate, w/Sw. Assem. & Keylock, EN1000, Consisting of:
1		600541	Assem., Switch, Sequence Control & Display Board
1		600531-001	Assem., Switch, Keylock, Momentary, SPST
1		540254	Illustrated Panel, Dial Plate, EN1000
1		515104	Panel, Display Window, Red Filter, EN1000
1		565003	Hole Plug, 3/4" Diam., Black
1		305001	Lamp, Neon, Red, 230V
1		305002	Lamp, Neon, Clear, 230V
1		322326	Assem., Harness, Control Bd. to Terminal Strip Board
1		322334-007	Assem., Harness, Power, EN1000/GF, D/T Cab.

PARTS LIST - CONTACTOR SECTION			
QTY.	DESIG.	PART NO.	DESCRIPTION
2	TS1,17	335034	Terminal Strip, 10 Pin, (Part of J3 Harness)
1	TS7	335044	Terminal Strip, 2 Pin
1	T1	310001	Transformer, Control, (Part of J3 Harness)
1	T2	310002	Transformer, Sense, (Part of J3 Harness)
1	TS	310111	Transformer, Valve, 150VA, 24VAC
2	R70,71	225016	Resistor, Power, Surge, 500 Ohm, 100W
2	R80, R80A	600645	Assem., Resistor, 10,000 Ohm, 1/4" (For TS17)
1	R8E	600646	Assem., Resistor, 1 Ohm, 1W, (For TS17)
1	F1	308010	Fuseholder, 1 Pole, Mini, 600V
1	F1	307024	Fuse, Control, 1/4A, FNO-R-1/4 or KLR-1/4
1	F1	307022	Fuse, 1 Amp, Slow Blow, 2AG, (Part of 410319)
1	F6,7,8(PCB2)	325024	Assem., Wire, Surge Resistor, 18 Ohm, Black
2	(R70,71)	325149	Assem., Wire, Valve Transformer, 22 Ga, Black
1	(TS)	600520	Assem., Contactor, Thyristor, Air, 300A, 460/575V, w/TLS
1	J22	322196-021	Assem., Harness, TGA Gun, Type "S"
1		324375	Wire, #4 AWG, 300A Contactor, TS2-H2 to C/B-L2, 28" Long
1		324376	Wire, #4 AWG, 300A Contactor, TS2-H1 to Cont-H1, 18" Long
1		324382	Wire, #4 AWG, 300A Contactor, C/B-L1 to Cont-L1, 23" Long
1	TS	309514	Ground Fault Current Transformer
1	TS	309525	Relay, Residual Current & Ground Detection, supplied w/Manual
1	SW2	302024	Switch, 0.11A, Push Button, Red, N/O Contact 22mm
1	SW4	302025	Switch, 0.11A, Push Button, Red, N/C Contact 22mm
1	TS	300020	Switch, Temperature Limit, (N.C.), (Part of 300A Contactor)
1	PCB2	346004	Lug, Screw, Chassis GND, 2/P, Wire
1	PCB2	410319-002	Assem., PCB, Terminal Strip Board, EN1000(TGA)
1	PCB2	410319	Assem., PCB, Terminal Strip Board, EN1000, w/o "S" Connector
1	(PCB2)	510236	Plate, Mounting, Terminal Strip Board
1		525035	Bracket, Mounting, 300A Thyristor Contactor
1	(TS2)	600649	Assem., Standoff, w/Insulator, TS2-H1, Consisting of:
1		341045	Insulator, Insulation between H1 & H2 Lugs, TS2-H1
1		341040-001	Standoff, Modified for Insulator, TS2-H1
1	(TS2)	341040	Standoff, Insulator, TS2-H2
4	(TS2)	346011	Lug, Screw, 1/4 Bolt to #4 AWG Wire, 300A Cont., TS2-H1 & TS2-H2
1		550014	Vault Closing Door Mechanism, "D/T" Cabinet
1		510247-002	Cabinet, Control, Style "D/T", w/CB, Modified for GF
1		510248	Door, Cabinet, Control, Style "D/T"
1		510247-005	Cabinet, Control, Style "D/T", w/CB, Modified for 300A Cont.
1	C/B		Circuit Breaker, Pole, Amp, V, w/110 VAC Shunt Trip
1		700120	Manual, EN1000
1		421189	Logic Diagram, EN1000 Control
1		421387-001	Wiring Diagram, EN1000(TGA)-300/GF, "D/T" Cabinet



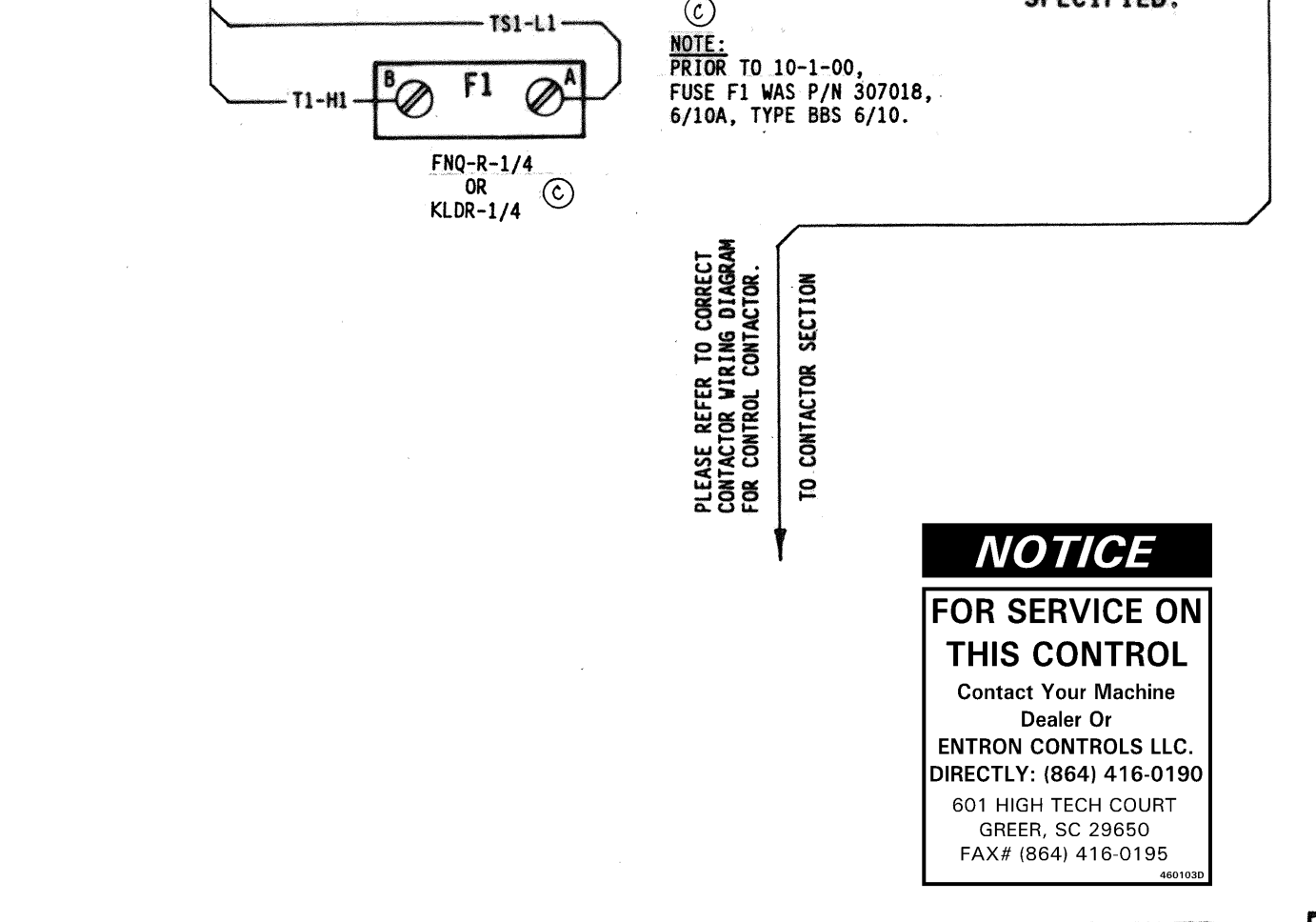
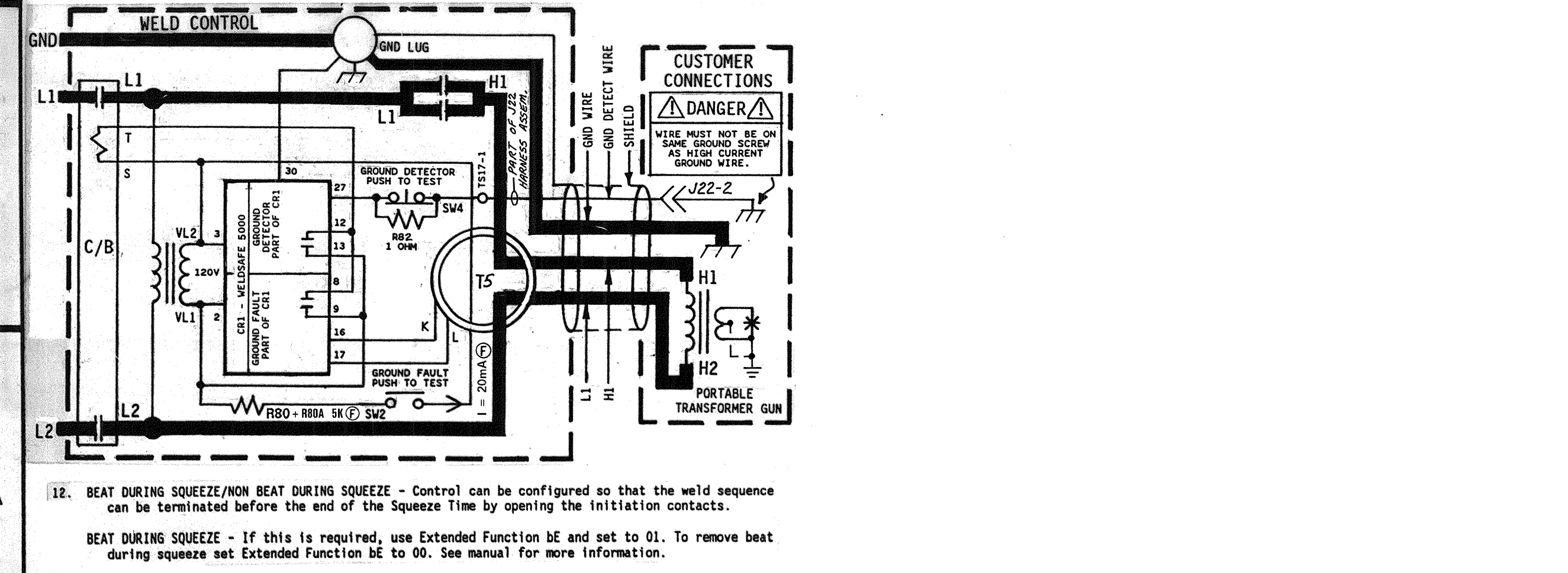
EN1000-300

QTY.	DESIG.	PART NO.	DESCRIPTION
2	TS1,17	335034	Terminal Strip, 10 Pin, (Part of J3 Harness)
1	TS7	335044	Terminal Strip, 2 Pin
1	T1	310001	Transformer, Control, (Part of J3 Harness)
1	T2	310002	Transformer, Sense, (Part of J3 Harness)
1	TS	310111	Transformer, Valve, 150VA, 24VAC
2	R70,71	225016	Resistor, Power, Surge, 500 Ohm, 100W
2	R80, R80A	600645	Assem., Resistor, 10,000 Ohm, 1/4" (For TS17)
1	R8E	600646	Assem., Resistor, 1 Ohm, 1W, (For TS17)
1	F1	308010	Fuseholder, 1 Pole, Mini, 600V
1	F1	307024	Fuse, Control, 1/4A, FNO-R-1/4 or KLR-1/4
1	F1	307022	Fuse, 1 Amp, Slow Blow, 2AG, (Part of 410319)
1	F6,7,8(PCB2)	325024	Assem., Wire, Surge Resistor, 18 Ohm, Black
2	(R70,71)	325149	Assem., Wire, Valve Transformer, 22 Ga, Black
1	(TS)	600520	Assem., Contactor, Thyristor, Air, 300A, 460/575V, w/TLS
1	J22	322196-021	Assem., Harness, TGA Gun, Type "S"
1		324375	Wire, #4 AWG, 300A Contactor, TS2-H2 to C/B-L2, 28" Long
1		324376	Wire, #4 AWG, 300A Contactor, TS2-H1 to Cont-H1, 18" Long
1		324382	Wire, #4 AWG, 300A Contactor, C/B-L1 to Cont-L1, 23" Long
1	TS	309514	Ground Fault Current Transformer
1	TS	309525	Relay, Residual Current & Ground Detection, supplied w/Manual
1	SW2	302024	Switch, 0.11A, Push Button, Red, N/O Contact 22mm
1	SW4	302025	Switch, 0.11A, Push Button, Red, N/C Contact 22mm
1	TS	300020	Switch, Temperature Limit, (N.C.), (Part of 300A Contactor)
1	PCB2	346004	Lug, Screw, Chassis GND, 2/P, Wire
1	PCB2	410319-002	Assem., PCB, Terminal Strip Board, EN1000(TGA)
1	PCB2	410319	Assem., PCB, Terminal Strip Board, EN1000, w/o "S" Connector
1	(PCB2)	510236	Plate, Mounting, Terminal Strip Board
1		525035	Bracket, Mounting, 300A Thyristor Contactor
1	(TS2)	600649	Assem., Standoff, w/Insulator, TS2-H1, Consisting of:
1		341045	Insulator, Insulation between H1 & H2 Lugs, TS2-H1
1		341040-001	Standoff, Modified for Insulator, TS2-H1
1	(TS2)	341040	Standoff, Insulator, TS2-H2
4	(TS2)	346011	Lug, Screw, 1/4 Bolt to #4 AWG Wire, 300A Cont., TS2-H1 & TS2-H2
1		550014	Vault Closing Door Mechanism, "D/T" Cabinet
1		510247-002	Cabinet, Control, Style "D/T", w/CB, Modified for GF
1		510248	Door, Cabinet, Control, Style "D/T"
1		510247-005	Cabinet, Control, Style "D/T", w/CB, Modified for 300A Cont.
1	C/B		Circuit Breaker, Pole, Amp, V, w/110 VAC Shunt Trip
1		700120	Manual, EN1000
1		421189	Logic Diagram, EN1000 Control
1		421387-001	Wiring Diagram, EN1000(TGA)-300/GF, "D/T" Cabinet



EN1000-300

QTY.	DESIG.	PART NO.	DESCRIPTION
1	TS	309514	Ground Fault Current Transformer
1	TS	309525	Relay, Residual Current & Ground Detection, supplied w/Manual
1	SW2	302024	Switch, 0.11A, Push Button, Red, N/O Contact 22mm
1	SW4	302025	Switch, 0.11A, Push Button, Red, N/C Contact 22mm
1	TS	300020	Switch, Temperature Limit, (N.C.), (Part of 300A Contactor)
1	PCB2	346004	Lug, Screw, Chassis GND, 2/P, Wire
1	PCB2	410319-002	Assem., PCB, Terminal Strip Board, EN1000(TGA)
1	PCB2	410319	Assem., PCB, Terminal Strip Board, EN1000, w/o "S" Connector
1	(PCB2)	510236	Plate, Mounting, Terminal Strip Board
1		525035	Bracket, Mounting, 300A Thyristor Contactor
1	(TS2)	600649	Assem., Standoff, w/Insulator, TS2-H1, Consisting of:
1		341045	Insulator, Insulation between H1 & H2 Lugs, TS2-H1
1		341040-001	Standoff, Modified for Insulator, TS2-H1
1	(TS2)	341040	Standoff, Insulator, TS2-H2
4	(TS2)	346011	Lug, Screw, 1/4 Bolt to #4 AWG Wire, 300A Cont., TS2-H1 & TS2-H2
1		550014	Vault Closing Door Mechanism, "D/T" Cabinet
1		510247-002	Cabinet, Control, Style "D/T", w/CB, Modified for GF
1		510248	Door, Cabinet, Control, Style "D/T"
1		510247-005	Cabinet, Control, Style "D/T", w/CB, Modified for 300A Cont.
1	C/B		Circuit Breaker, Pole, Amp, V, w/110 VAC Shunt Trip
1		700120	Manual, EN1000
1		421189	Logic Diagram, EN1000 Control
1		421387-001	Wiring Diagram, EN1000(TGA)-300/GF, "D/T" Cabinet



EN1000-300, T/GF

REV.	AUTH.	DESCRIPTION	DATE	CHK'D BY	DATE
1					
2					
3					
4					
5					
6					
7					
8					
9					
10					
11					
12					